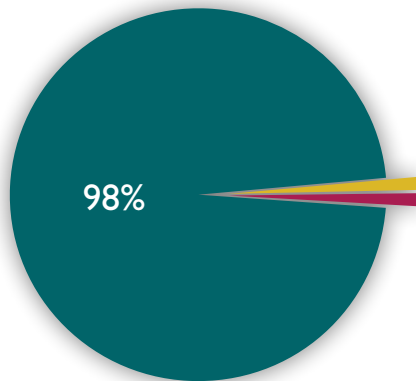


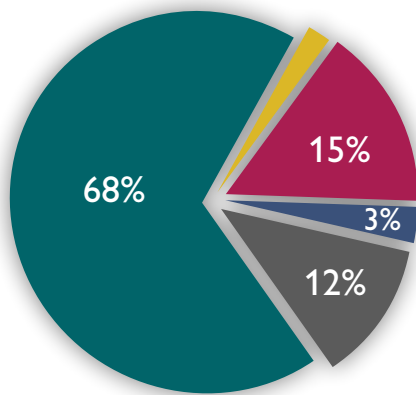
# 2021 Revenue & Expenses

## Where the money comes from



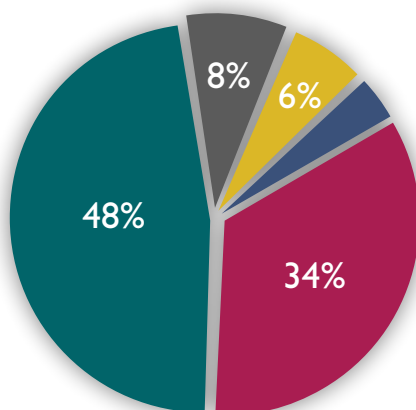
- 98%** Town of Milton  
\$5,039,861
- 1%** Own Source  
\$64,763
- 1%** Grants & Donations  
\$58,914

## Where the money goes



- 68%** Staffing  
\$3,510,996
- 15%** Collections & Processing  
\$790,240
- 12%** Building Related  
\$617,209
- 3%** Capital Projects/Reserve Transfer  
\$158,956
- 2%** 2021 Transfer to Library Tax Rate Stabilisation Reserve  
\$86,135

## Collection expenditures



- 48%** Print  
\$343,256
- 34%** Electronic Products  
\$243,194
- 8%** DVDs  
\$57,875
- 6%** Recordings  
\$44,299
- 4%** Subscriptions  
\$25,881